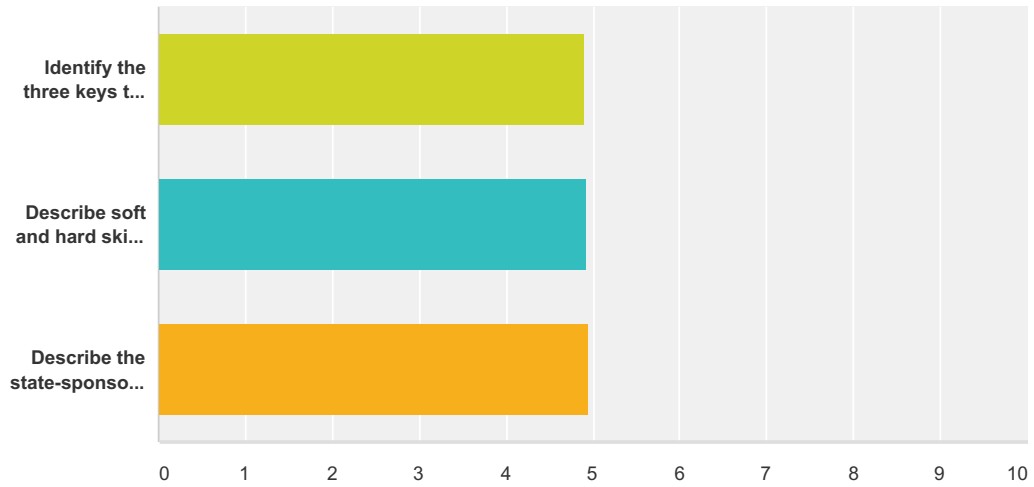


Q1 Learning Objectives

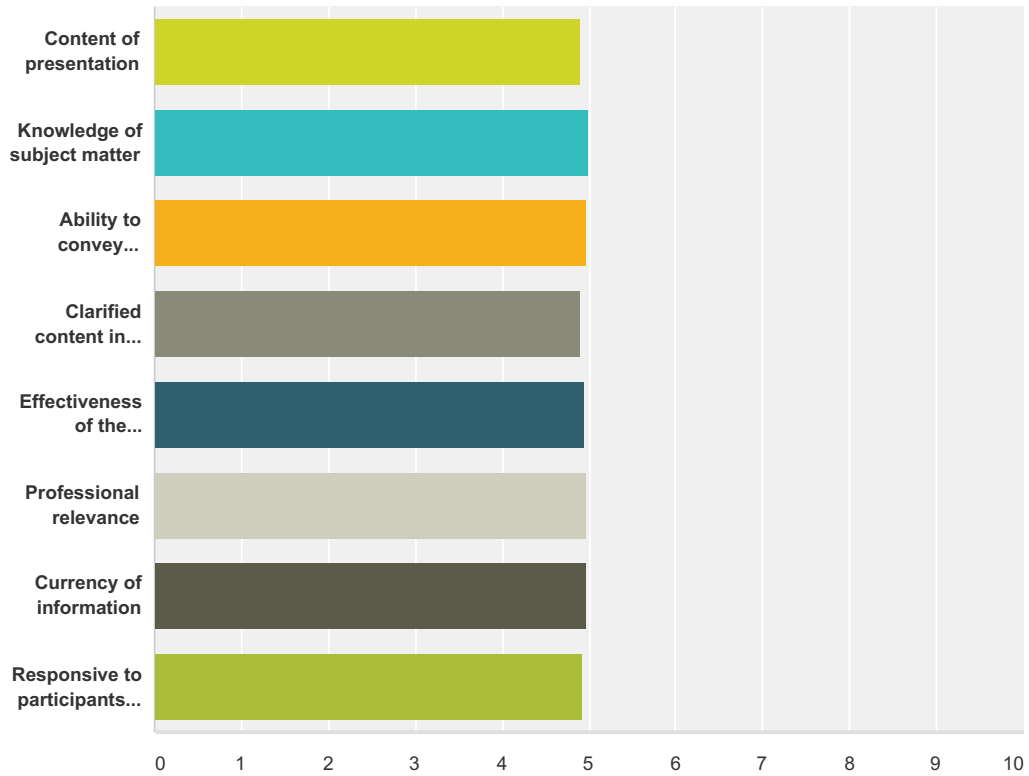
Answered: 56 Skipped: 0



	Excellent	Very Good	Good	Fair	Poor	Total	Weighted Average
Identify the three keys to reducing recidivism.	90.91% 50	9.09% 5	0.00% 0	0.00% 0	0.00% 0	55	4.91
Describe soft and hard skills clients will need for transitioning into employment.	92.86% 52	7.14% 4	0.00% 0	0.00% 0	0.00% 0	56	4.93
Describe the state-sponsored system that has led a surge in opiate use.	94.55% 52	5.45% 3	0.00% 0	0.00% 0	0.00% 0	55	4.95

Q2 Presenter

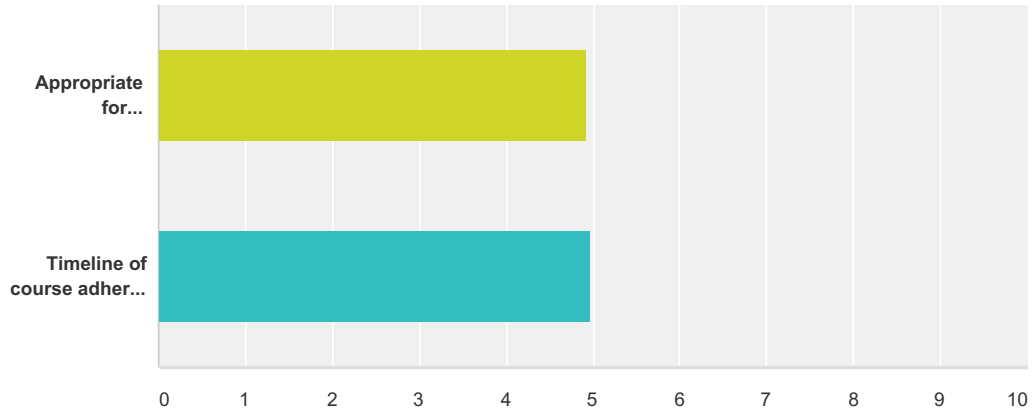
Answered: 56 Skipped: 0



	Excellent	Very Good	Good	Fair	Poor	Total	Weighted Average
Content of presentation	91.07% 51	8.93% 5	0.00% 0	0.00% 0	0.00% 0	56	4.91
Knowledge of subject matter	98.21% 55	1.79% 1	0.00% 0	0.00% 0	0.00% 0	56	4.98
Ability to convey information effectively	96.43% 54	3.57% 2	0.00% 0	0.00% 0	0.00% 0	56	4.96
Clarified content in response to questions	92.86% 52	5.36% 3	1.79% 1	0.00% 0	0.00% 0	56	4.91
Effectiveness of the presentation	94.64% 53	5.36% 3	0.00% 0	0.00% 0	0.00% 0	56	4.95
Professional relevance	96.43% 54	3.57% 2	0.00% 0	0.00% 0	0.00% 0	56	4.96
Currency of information	96.43% 54	3.57% 2	0.00% 0	0.00% 0	0.00% 0	56	4.96
Responsive to participants' questions	94.64% 53	3.57% 2	1.79% 1	0.00% 0	0.00% 0	56	4.93

Q3 Content

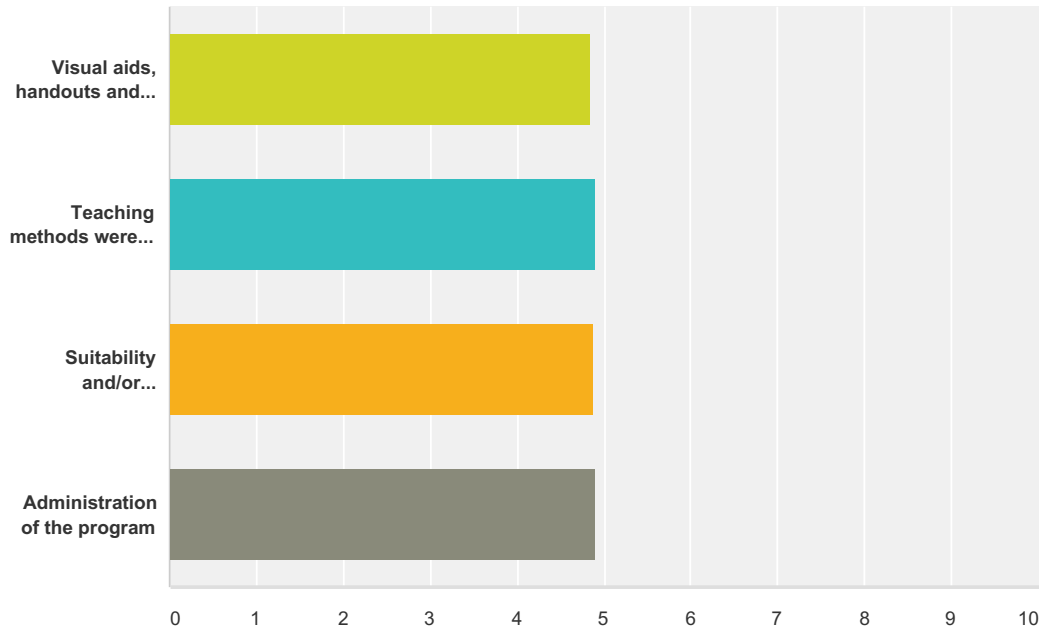
Answered: 56 Skipped: 0



	Excellent	Very Good	Good	Fair	Poor	Total	Weighted Average
Appropriate for participant's education level, experience and licensure level	94.64% 53	3.57% 2	1.79% 1	0.00% 0	0.00% 0	56	4.93
Timeline of course adhered to the advertised time and credits awarded	96.36% 53	3.64% 2	0.00% 0	0.00% 0	0.00% 0	55	4.96

Q4 Teaching Methods

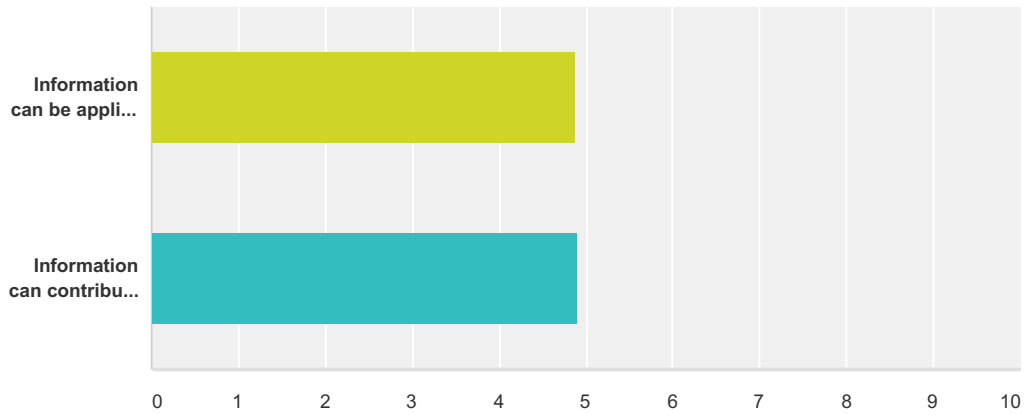
Answered: 56 Skipped: 0



	Excellent	Very Good	Good	Fair	Poor	Total	Weighted Average
Visual aids, handouts and oral presentations clarified content	85.71% 48	12.50% 7	1.79% 1	0.00% 0	0.00% 0	56	4.84
Teaching methods were appropriate for subject matter	92.86% 52	5.36% 3	1.79% 1	0.00% 0	0.00% 0	56	4.91
Suitability and/or usefulness of instructional materials to topic	91.07% 51	5.36% 3	3.57% 2	0.00% 0	0.00% 0	56	4.88
Administration of the program	92.59% 50	5.56% 3	1.85% 1	0.00% 0	0.00% 0	54	4.91

Q5 Relevancy

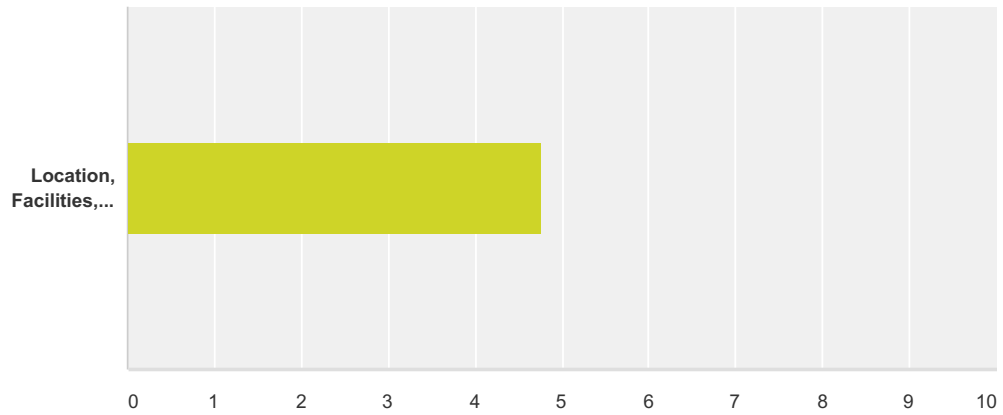
Answered: 56 Skipped: 0



	Excellent	Very Good	Good	Fair	Poor	Total	Weighted Average
Information can be applied to practice	91.07% 51	7.14% 4	1.79% 1	0.00% 0	0.00% 0	56	4.89
Information can contribute to achieving personal and/or professional goals	92.86% 52	5.36% 3	1.79% 1	0.00% 0	0.00% 0	56	4.91

Q6 Logistics

Answered: 55 Skipped: 1



	Excellent	Very Good	Good	Fair	Poor	Total	Weighted Average
Location, Facilities, Technology	81.82% 45	12.73% 7	3.64% 2	1.82% 1	0.00% 0	55	4.75

Q7 Comments:

Answered: 10 Skipped: 46

#	Responses	Date
1	This was an enjoyable workshop and would recommend it to others in the field.	9/16/2015 3:29 PM
2	Great enthusiasm, clear explanations, engaging and informative	9/16/2015 3:23 PM
3	Great content!	9/16/2015 3:20 PM
4	Not able to ask questions; presenter did most of the talking.	9/16/2015 3:15 PM
5	Frank is one of the most engaging, relevant speakers I have seen in my 25 year career. His appropriate and timely infusion of humor with information makes for a dynamic presentation. Critical for professional in behavioral health working with justice involved clients.	9/16/2015 3:14 PM
6	Favorite speaker, will follow his footsteps.	9/16/2015 3:09 PM
7	Not enough material for all participants.	9/16/2015 3:07 PM
8	Excellent presenter! The best presenter of the day, very informative.	9/16/2015 3:04 PM
9	Great presentation!	9/16/2015 3:01 PM
10	Excellent!	9/16/2015 2:59 PM